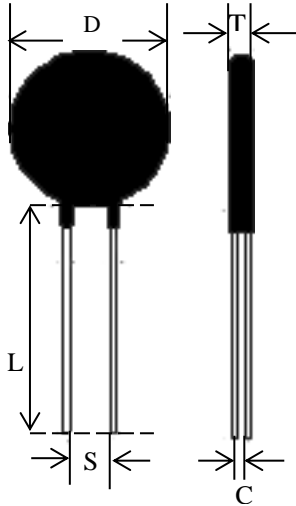


AMETHERM

Circuit Protection Thermistors

SL10 10003



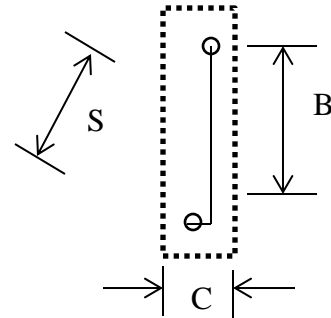
Mechanical Specifications

D	10 mm max
T	5 mm max
Lead Diameter	0.8 mm nom
S	7.8 mm nom
L	38 mm nom
C	2.40 mm nom
Coating Run Down	3 mm max

Electrical Specifications

Resistance at 25°C	10 Ω ± 20 %
Max Steady State Current	3 A
Max Rec Energy Rating	17 J
Actual Failure Instantaneous Energy	35 J
Dissipation Constant	11 mW/°C
Body Temperature at 100% Max Current	151 °C
Thermal Time Constant	30 sec
Max Cap at 277V	220µf
Material Type	C

Circuit Board Foot Print



S: 7.8 ± 1 mm
 B: 7.42 ± 1 mm
 C: 2.40 ± 1 mm

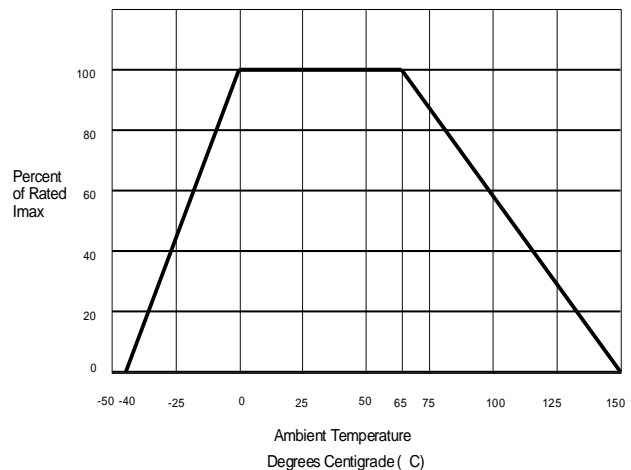
Certifications:



File: CA110861/File: E209153

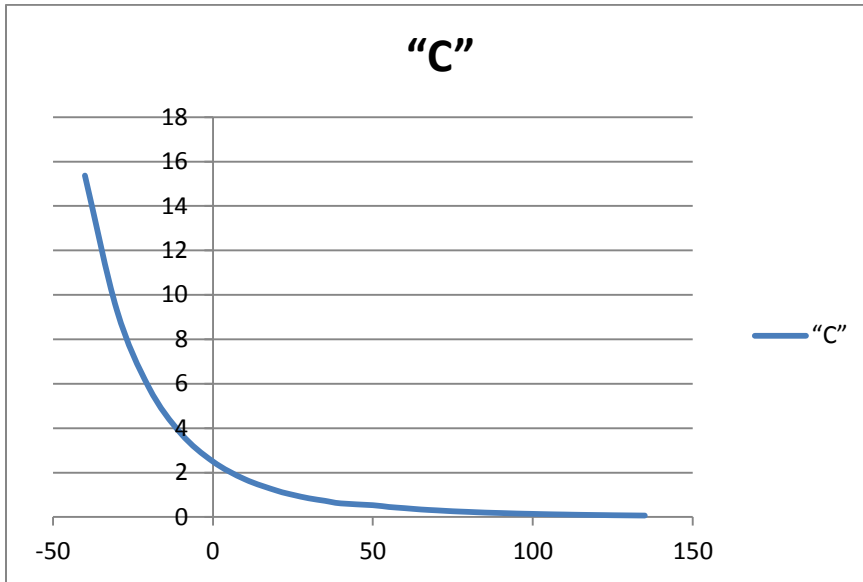
Drawn By: A Aubuchon	Date: 3-31-15
Original: M. Samii	App. <i>M. P. Samii</i>
Rev: 1	SL10 10003

Current & Energy Derating Curve



AMETHERM

Circuit Protection Thermistors



Temp °C	“C”
-40	15.37
-30	9.306
-20	5.829
-10	3.76
0	2.5
10	1.7
20	1.187
25	1
30	0.844
35	0.731
40	0.614
50	0.534
55	0.454
60	0.4
65	0.341
70	0.3008
75	0.2605
80	0.2313
85	0.2019
90	0.1805
95	0.1586
100	0.1422
105	0.1258
110	0.1137
115	0.101
120	0.0915
125	0.0819
130	0.074
135	0.0671

Resistance V Temperature

$\rho =$ 29.0 Ω cm
 Beta 3058 °K